



Around-the-World Atomic Clocks: Predicted Relativistic Time Gains

J. C. Hafele; Richard E. Keating

Science, New Series, Vol. 177, No. 4044 (Jul. 14, 1972), 166-168.

Stable URL:

<http://links.jstor.org/sici?sici=0036-8075%2819720714%293%3A177%3A4044%3C166%3AAACPRT%3E2.0.CO%3B2-T>

Science is currently published by American Association for the Advancement of Science.

Your use of the JSTOR archive indicates your acceptance of JSTOR's Terms and Conditions of Use, available at <http://www.jstor.org/about/terms.html>. JSTOR's Terms and Conditions of Use provides, in part, that unless you have obtained prior permission, you may not download an entire issue of a journal or multiple copies of articles, and you may use content in the JSTOR archive only for your personal, non-commercial use.

Please contact the publisher regarding any further use of this work. Publisher contact information may be obtained at <http://www.jstor.org/journals/aaas.html>.

Each copy of any part of a JSTOR transmission must contain the same copyright notice that appears on the screen or printed page of such transmission.

JSTOR is an independent not-for-profit organization dedicated to creating and preserving a digital archive of scholarly journals. For more information regarding JSTOR, please contact support@jstor.org.

tions reveals well-preserved plant organs and tissues, with conifer wood possessing distinctive secondary xylem predominating. Young roots with well-developed tracheids and wood rays reveal a tissue surrounding the xylem, which may be phloem with definite alternating rows of thick-walled fibers (Fig. 1E). The cortex is usually not well preserved (Fig. 1C), whereas the epidermis when present is sharply delineated by its rather wavy cuticular layer (Fig. 1C). The tracheids of the primary xylem possess a helical secondary wall; those of the secondary xylem have uniseriate, bordered pits with crassulae on the radial section (Fig. 1G). The rays are uniseriate, ranging from two to eight cells (Fig. 1I).

Other structures observed include a

seed of possible conifer origin with a well-preserved embryo and several well-preserved fern annuli.

FRANCIS T. C. TING

Department of Geology,
University of North Dakota,
Grand Forks 58201

References and Notes

1. J. M. Schopf, *Ill. State Geol. Surv. Rep. Invest.* 75 (1941); S. H. Mamay and E. L. Yochelson, *U.S. Geol. Surv. Prof. Pap.* 345-I (1962), p. 193.
2. Silicified beds of possible lignite origin have been reported in the past, but none possess well-preserved plant structures.
3. R. W. Brown, *U.S. Geol. Surv. Prof. Pap.* 375 (1962); E. Dorf, *Carnegie Inst. Wash. Publ.* 508 (1942).
4. J. M. Schopf, *Science* 169, 274 (1970).
5. I thank V. Facey for critically reviewing the material and offering valuable suggestions. This work was partly supported by a faculty research grant from the University of North Dakota.

17 April 1972

Around-the-World Atomic Clocks: Predicted Relativistic Time Gains

Abstract. During October 1971, four cesium beam atomic clocks were flown on regularly scheduled commercial jet flights around the world twice, once eastward and once westward, to test Einstein's theory of relativity with macroscopic clocks. From the actual flight paths of each trip, the theory predicts that the flying clocks, compared with reference clocks at the U.S. Naval Observatory, should have lost 40 ± 23 nanoseconds during the eastward trip, and should have gained 275 ± 21 nanoseconds during the westward trip. The observed time differences are presented in the report that follows this one.

One of the most enduring scientific debates of this century is the relativistic clock "paradox" (1) or problem (2), which stemmed originally from an alleged logical inconsistency in predicted time differences between traveling and reference clocks after a round trip. This seemingly endless theoretical debate, which has flared up recently with renewed vigor (2, 3), begs for a convincing empirical resolution with macroscopic clocks. A simple and direct experimental test of the clock problem with portable atomic clocks is now possible because of the unprecedented stability achieved with these clocks (4).

In this first of two reports, we present relativistic time differences calculated from flight data for our recent around-the-world flying clock experiments. The theory predicts a detectable effect with cesium beam clocks if they are flown around the world at typical jet aircraft speeds (4). Moreover, it predicts an interesting asymmetry in the time difference between the flying clocks and a ground reference clock, depending on the direction of the circumnavigation (4). Predicted time dif-

ferences are compared with our observed time differences in the following report.

A brief elementary review of the theory seems appropriate, particularly because of some confusion about the capacity of such experiments to produce meaningful results (5). Special relativity predicts that a moving standard clock will record less time compared with (real or hypothetical) coordinate clocks distributed at rest in an inertial reference space. For low coordinate speeds ($u^2 \ll c^2$), the ratio of times recorded by the moving and reference coordinate clocks reduces to $(1 - u^2/2c^2)$, where c is the speed of light. Because the earth rotates, standard clocks distributed at rest on the

surface are not suitable in this case as candidates for coordinate clocks of an inertial space. Nevertheless, the relative timekeeping behavior of terrestrial clocks can be evaluated by reference to hypothetical coordinate clocks of an underlying nonrotating (inertial) space (6).

For this purpose, consider a view of the (rotating) earth as it would be perceived by an inertial observer looking down on the North Pole from a great distance. A clock that is stationary on the surface at the equator has a speed $R\Omega$ relative to nonrotating space, and hence runs slow relative to hypothetical coordinate clocks of this space in the ratio $1 - R^2\Omega^2/2c^2$, where R is the earth's radius and Ω its angular speed. On the other hand, a flying clock circumnavigating the earth near the surface in the equatorial plane with a ground speed v has a coordinate speed $R\Omega + v$, and hence runs slow with a corresponding time ratio $1 - (R\Omega + v)^2/2c^2$. Therefore, if τ and τ_0 are the respective times recorded by the flying and ground reference clocks during a complete circumnavigation, their time difference, to a first approximation, is given by

$$\tau - \tau_0 = - (2R\Omega v + v^2)\tau_0/2c^2 \quad (1)$$

Consequently, a circumnavigation in the direction of the earth's rotation (eastward, $v > 0$) should produce a time loss, while one against the earth's rotation (westward, $v < 0$) should produce a time gain for the flying clock if $|v| \sim R\Omega$.

General relativity predicts another effect that (for weak gravitational fields) is proportional to the difference in the gravitational potential for the flying and ground reference clocks. If the surface value of the acceleration of gravity is g and the altitude for the circumnavigation is $h \ll R$, the potential difference is gh , and Eq. 1 then reads

$$\tau - \tau_0 = [gh/c^2 - (2R\Omega v + v^2)/2c^2]\tau_0 \quad (2)$$

The gh/c^2 term, which is related to the gravitational "red shift," predicts a time gain for the flying clock irrespective of the direction of the circumnavigation. For typical aircraft speeds and altitudes, both the gravitational and kinematic terms in Eq. 2 are comparable in absolute magnitude, and $v^2/2c^2$ is small compared with $R\Omega v/c^2$. For a westward circumnavigation ($v < 0$) both terms are positive and they add to give a large net time gain, but for an eastward circumnavigation ($v > 0$) they tend to cancel and produce a net time differ-

Table 1. Predicted relativistic time differences (nsec).

Effect	Direction	
	East	West
Gravitational	144 ± 14	179 ± 18
Kinematic	-184 ± 18	96 ± 10
Net	-40 ± 23	275 ± 21

ence that may be positive or negative depending on details of the flight.

We can compare the predicted time differences with detection thresholds. If the circumnavigation is nonstop, to a first approximation the trip time $\tau_0 = 2\pi R/|v|$. Substitution of this value for τ_0 in Eq. 2 gives

$$\tau - \tau_0 = \frac{2\pi R}{c^2} [gh/|v| - R\Omega v/|v| - |v|/2] \quad (3)$$

This relationship is graphically illustrated in Fig. 1 over the range of ground speeds and altitudes of interest. The area within the hatched lines in Fig. 1 is below detection thresholds estimated from past experience at the U.S. Naval Observatory with portable cesium beam clocks (7). The labeled points correspond to cruising altitudes and ground speeds for the indicated aircraft (8). Figure 1 illustrates that circumnavigations with cesium beam clocks at jet aircraft speeds should produce measurable relativistic time differences. Furthermore, the mere existence of a definite east-west directional asymmetry in the observed time differences would give strong evidence for the validity of the kinetic term in Eq. 2.

These predictions for equatorial circumnavigations will be modified somewhat for our actual flights because commercial around-the-world jet flights, of course, do not follow equatorial paths, nor do they maintain constant altitude, ground speed, or latitude. In this case, however, it is only necessary to integrate the appropriate differential form of Eq. 2 along the actual flight path:

$$\tau - \tau_0 = \int [gh/c^2 - (2R\Omega v \cos\theta \cos\lambda + v^2)/2c^2] d\tau \quad (4)$$

This expression contains a slightly modified directionally dependent term, which for nonequatorial flights becomes proportional to both the eastward component of the ground speed, $v \cdot \cos\theta$, and the cosine of the latitude, $\cos\lambda$ (4, 9). Because only lowest order relativistic time differences can be detected in our experiments, only lowest order terms need be retained in the calculated predictions, and, to this order of approximation, it is immaterial whether the differential time for τ or for τ_0 is used in Eq. 4.

The eastward trip began on 4 October 1971 at 19^h30^m U.T. and lasted 65.4 hours with 41.2 hours in flight. The westward trip began during the following week on 13 October at 19^h40^m U.T.

and lasted 80.3 hours with 48.6 hours in flight. Flight data necessary for numerical evaluation of Eq. 4 were provided by the various flight captains. In most cases they traced their flight path on an appropriate flight map and recorded the time and aircraft ground speed and altitude at various navigation check points along the flight path. This information divided the eastward trip into 125 intervals and the westward trip into 108 intervals. The latitude and longitude for each check point, read directly from the flight maps, combined with the time (U.T.) over each check point permits calculation of an average ground speed, latitude, and eastward azimuth for each interval. The average altitude for each interval was taken as the average of the altitudes at the end points. This information then permits numerical evaluation of the integral in Eq. 4. Table 1 gives the predicted time differences resulting from these calculations.

We conclude this report with a word about uncertainty in these predictions. Possible errors stem from two sources: (i) errors and deficiencies in the flight data, and (ii) theoretical approximations used in the derivation of Eq. 4. We estimate the maximum possible fractional uncertainty from flight data errors to be less than 10 percent for each term of Eq. 4 after numerical integration. This estimate includes both systematic and random errors in the flight data. If it is assumed that the errors from these terms add in quadrature, the maximum fractional uncertainty in the net value for the eastward circumnavigation is about 60 percent, while that for the westward circumnavigation is only 8 percent. These uncertainties are listed in Table 1.

Although neglect of higher order terms (proportional to c^{-4} , c^{-6} , and

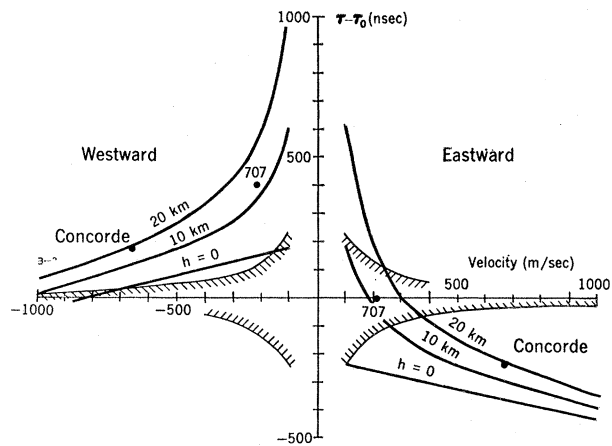


Fig. 1. Predicted relativistic time gain for a flying clock after a nonstop equatorial circumnavigation of the earth at various altitudes. The labeled dots correspond to cruising ground speeds and altitudes for the indicated aircraft. The area within the hatched lines is below approximate detection thresholds with a portable cesium beam clock.

so forth) in our theoretical approximations is fully justified, small but perhaps not entirely negligible first order effects may arise from the presence of the moon and sun. In fact, the center-of-mass of the earth-moon system, not the center of the earth, is in free fall around the sun, and a more precise calculation should include this effect. It is unlikely, however, that the precision of our experiments permits detection of any effects other than the dominating ones retained in Eq. 4 (10, 11).

J. C. HAFELE*

Department of Physics, Washington University, St. Louis, Missouri 63130

RICHARD E. KEATING

Time Service Division, U.S. Naval Observatory, Washington, D.C. 20390

References and Notes

1. L. Marder, *Time and the Space-Traveller* (Allen & Unwin, London, 1971). This book gives an excellent historical review of debate on the clock paradox and serves well as an introduction to relativity theory.
2. Letters, "The clock 'paradox'-majority view," *Phys. Today* **25**, (No. 1), 9 (1972).
3. M. Sachs, *ibid.* **24**, (No. 9), 23 (1971).
4. J. C. Hafele, *Amer. J. Phys.* **40**, 81 (1972); *Nature* **227**, 270 (1970).
5. News and Views, *Nature* **233**, 519 (1971); R. Schlegel, *Nature Phys. Sci.* **229**, 237 (1971).
6. It is important to emphasize that special relativity purports to describe certain physical phenomena only relative to (or from the point of view of) inertial reference systems, and the speed of a clock relative to one of these systems determines its timekeeping behavior [G. Builder, *Aust. J. Phys.* **11**, 279 (1958)]. Although inertial systems are highly specialized, they have an objective physical relationship with the universe because they have no acceleration or rotation relative to the universe. The difference in the times indicated by two clocks located at the same place is a physically observable quantity that is invariant. Therefore, a correct derivation of a relativistic time difference after a round trip using a particular (inertial) reference system is independent of that system. This means that a subsequent coordinate transformation into the (noninertial) rest system for the clocks is unnecessary. Appropriate transformations in this case would be those of the general theory. The application of such a transformation would not be incorrect, but one is not required for a correct calculation; it would only unnecessarily complicate the theoretical description [J. C. Hafele, *Nature Phys. Sci.* **229**, 238 (1971)].
7. Previous trips with cesium beam clocks (HP-

- 5061A) lasting several days to weeks gave normally distributed, zero-center closure times with a spread of about 60 nanoseconds per day of trip [G. M. R. Winkler, in *Proceedings of the Second Annual Precise Time and Time Interval Strategic Planning Meeting*, 10 to 11 December 1970, vol. 1 (available from Technical Officer, U.S. Naval Observatory, Washington, D.C. 20390)].
8. H. J. Schaefer, *Science* **173**, 780 (1971).
9. Equation 4 includes the effect discussed by W. J. Cocks [Phys. Rev. Lett. **16**, 662 (1966)]. Clocks at rest on the earth's surface (at average sea level) keep the same relativistic time independently of latitude differences. The effect of the difference in surface speed at different latitudes is canceled to lowest order by a corresponding effect from the difference in surface potential owing to the oblate figure of the earth.
10. Preliminary results of this work have been reported: J. C. Hafele, in *Proceedings of the Third Annual Precise Time and Time Interval Strategic Planning Meeting*, 16 to 18 November, 1971, vol. 1 (available from Technical Officer,

U.S. Naval Observatory, Washington, D.C. 20390).

11. "Nanosecond" is abbreviated as "nsec" in this and the following report because this is the usage dictated by the editorial policy of *Science*. The U.S. Naval Observatory adheres to the "International System of Units" in which the abbreviation for "nanoseconds" is "ns."
12. We thank Pan Am, TWA, and AA for their cooperation, and particularly their flight crews for providing the necessary flight data. We also thank R. Agricola of Pan Am and J. Clay of TWA, who were sent as escorts at no extra cost. The Office of Naval Research provided financial support. H. N. Acrivos and J. McNeece of the Time Service Division of the U.S. Naval Observatory gave advice and assistance in scheduling the flight. We thank the Washington University Computer Center for computer time.

* Present address: Research Department, Caterpillar Tractor Co., Peoria, Illinois 61602.

24 March 1972; revised 8 June 1972

Around-the-World Atomic Clocks: Observed Relativistic Time Gains

Abstract. *Four cesium beam clocks flown around the world on commercial jet flights during October 1971, once eastward and once westward, recorded directionally dependent time differences which are in good agreement with predictions of conventional relativity theory. Relative to the atomic time scale of the U.S. Naval Observatory, the flying clocks lost 59 ± 10 nanoseconds during the eastward trip and gained 273 ± 7 nanoseconds during the westward trip, where the errors are the corresponding standard deviations. These results provide an unambiguous empirical resolution of the famous clock "paradox" with macroscopic clocks.*

In science, relevant experimental facts supersede theoretical arguments. In an attempt to throw some empirical light on the question of whether macroscopic clocks record time in accordance with the conventional interpretation of Einstein's relativity theory (1), we flew four cesium beam atomic clocks around the world on commercial jet flights, first eastward, then westward. Then we compared the time they recorded during each trip with the corresponding time recorded by the reference atomic time scale at the U.S. Naval Observatory, MEAN(USNO) (2). As was expected from theoretical predictions (1), the flying clocks lost time (aged slower) during the eastward trip and gained time (aged faster) during the westward trip. Furthermore, the magnitudes of the time differences agree reasonably well with predicted values, which were discussed in the preceding report (1). In this second report, we present the time difference data for the flying ensemble, and explain the methods by which the relativistic time differences were extracted.

The development of compact and portable cesium beam atomic clocks (3) permits a terrestrial test of relativity

theory with flying clocks. The fundamental unit of time interval, the second, is now by definition equal to 9,192,631,770 accumulated periods of the frequency of the atomic transitions of an "ideal" cesium beam frequency standard (2, 3). Because these clocks are regulated by the frequency of a natural atomic transition, a particularly well defined hyperfine transition in the ground state of the ^{133}Cs atom, they

Table 1. Observed relativistic time differences from application of the correlated rate-change method to the time intercomparison data for the flying ensemble. Predicted values are listed for comparison with the mean of the observed values; S.D., standard deviation.

Clock serial No.	$\Delta\tau$ (nsec)	
	Eastward*	Westward
120	- 57	277
361	- 74	284
408	- 55	266
447	- 51	266
Mean		
\pm S.D.	- 59 \pm 10	273 \pm 7
Predicted		
\pm Error est.	- 40 \pm 23	275 \pm 21

* Negative signs indicate that upon return the time indicated on the flying clocks was less than the time indicated on the MEAN(USNO) clock of the U.S. Naval Observatory.

approach the ideal standard clock of relativity theory.

However, no two "real" cesium beam clocks keep precisely the same time, even when located together in the laboratory, but generally show systematic rate (or frequency) differences which in extreme cases may amount to time differences as large as 1 μsec per day. Because the relativistic time offsets expected in our experiments are only of the order of 0.1 μsec per day (1, 4), any such time divergences (or rate differences) must be taken into account.

A much more serious complication is caused by the fact that the relative rates for cesium beam clocks do not remain precisely constant. In addition to short term fluctuations in rate caused mainly by shot noise in the beam tubes, cesium beam clocks exhibit small but more or less well defined quasi-permanent changes in rate. The times at which these rate changes occur typically are separated by at least 2 or 3 days for good clocks. Some clocks have been observed in the laboratory to go as long as several months without a rate change (2, 5).

These unpredictable changes in rate produce the major uncertainty in our results. Because of the nature of these changes, however, their effect on the observed time differences can be removed to a large extent in the data analysis. Under normal conditions changes in relative rates occur independently, that is, there are no known systematic correlations between rate changes of one clock and those of another. Consequently, the chance that two or more clocks will change rate by the same amount in the same direction at the same time is extremely remote. Because of the random and independent character of these rate changes, the long-term average rate of an ensemble of clocks is more stable than the rate of any individual member.

Starting at 0^h U.T. on 25 September 1971, we recorded more than 5000 time differences during the data period. Figure 1 shows the time difference data relative to MEAN(USNO) for the entire data period, which lasted 636 hours. The labels in Fig. 1 are the serial numbers of the corresponding clocks, and the traces give the measured differences in time between the corresponding clock and MEAN(USNO). Of course, no comparisons with MEAN(USNO) were possible during the trips. Exactly the same electronic arrangement was used for all time intercomparison mea-

surements, and time differences were measured with an electronic time interval counter to the nearest nanosecond (5).

The axis of abscissas in Fig. 1 is the running time for the data period, and, because at any given instant all clocks involved read the same time to within much better than the nearest second, it is immaterial whether the running time is the time of MEAN(USNO) or any member of the flying ensemble. The times at which the time differences were measured are certain to within about ± 5 minutes.

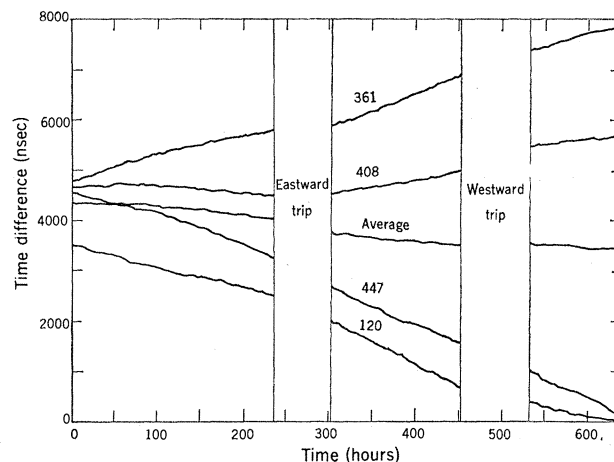
The tangential slope of a trace in Fig. 1 equals the instantaneous relative rate for the corresponding clock. For example, a positive slope of 30° means that the clock was gaining on MEAN(USNO) by about 10 nsec per hour. Figure 1 shows that no member of the flying ensemble maintained a constant rate relative to MEAN(USNO) during the entire data period. Spontaneous rate changes between periods of virtually constant rate are apparent.

Figure 2 gives magnified views of the average time difference data of Fig. 1 immediately before and after each trip. These magnified views clearly show that, on the average, the flying clocks lost time during the eastward trip and gained time during the westward trip. Hence the predicted east-west directional asymmetry (1) is qualitatively confirmed.

We have extracted relativistic time differences from our data with two different methods, the "average rate" method and the "correlated rate-change" method (6). Although the average rate method is less reliable, it is the simpler of the two methods and we will describe it first.

Figure 2 shows least-squares straight-line fits to the average data of Fig. 1 for an interval of 25 hours immediately before and after each trip. The slopes for these lines give the mean rates for this interval (electronic noise causes the short-term fluctuations about the local mean rate). If we assume that only one rate change occurred in the "average" clock during each trip, and that it occurred at the midpoint, relativistic time differences follow from extrapolation with the average of the initial and final rates. The slopes of the dashed extrapolation lines in Fig. 2 are equal to the average of the slopes of the linear fits, and with this fitting interval the average rate method gives a time loss of 66 nsec for the eastward trip and a

Fig. 1. Time differences between each clock in the flying ensemble and the Naval Observatory clock MEAN(USNO) at hourly intervals throughout the data period. The hour count along the abscissa begins at 0^h U.T., 25 September 1971. The trace of each clock is labeled with the clock's serial number; and the trace labeled *Average* is the average of the four time differences.



time gain of 205 nsec for the westward trip.

Reliability of results with the average rate method, however, depends on the unlikely chance that only one rate change occurred during each trip and that it occurred at the midpoints. Furthermore, there is no obvious method for estimating the experimental error. Nevertheless, the average rate method does produce convincing qualitative results.

The correlated rate-change method produces more reliable quantitative results because, with this method, rate changes for individual members of the flying ensemble during each trip are taken into account. Because rate changes relative to MEAN(USNO) are uncorrelated whether or not there is an actual comparison with MEAN(USNO), records of the time differences between

each member of the flying ensemble permit reconstruction of the rate-change history for each clock during the trips.

The correlated rate-change method is basically an old technique (7). It was first used with atomic clocks to supplement a frequency averaging method that employed very low frequency radio transmissions (8), and then became a main element in the generation of the Naval Observatory atomic time scale. The computer algorithm (2) currently used to construct MEAN(USNO) evolved from studies of time scales constructed with the correlated rate-change method. Because the stability of a single cesium beam clock would probably be inadequate to permit an absolutely unambiguous detection of the expected relativistic effects, we used four flying clocks so that the correlated rate-change or other similar methods could be ap-

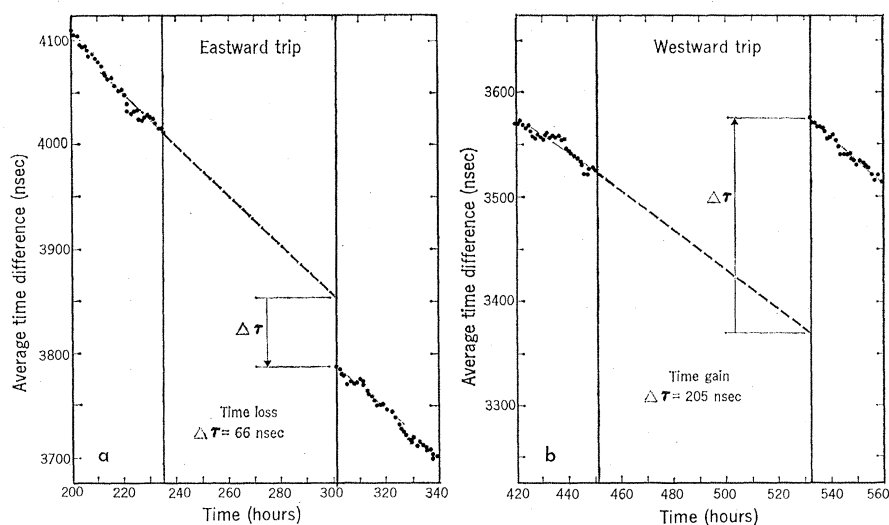


Fig. 2. Magnified views of the average time difference data of Fig. 1 in the vicinity of (a) the eastward trip and (b) the westward trip. The small step down for the eastward trip indicates an average time loss, and the somewhat larger step up for the westward trip indicates an average time gain. The indicated time differences follow from application of the average rate method with a fitting interval of 25 hours.

plied to the data. In retrospect, it is clear that the use of only one or two flying clocks would have substantially decreased the feasibility of our experiments.

A hypothetical example may help to follow the logic of this method. Of two clocks, C_1 and C_2 , suppose clock C_1 is chosen as the reference clock and that at successive readings of C_1 the time differences, $\tau_2 - \tau_1$, are plotted on a graph. A change in slope in the resulting time trace represents a change in rate, but with only two clocks there is no way of telling whether C_1 or C_2 actually changed. But suppose the time differences for a third clock, $\tau_3 - \tau_1$, are added to the plot. If at a certain instant there is a correlated change in slope, that is, there occurs in both traces a change in slope by the same amount in the same direction at the same time, then by induction one concludes that it is the clock common to both comparisons which actually changed rate (C_1 in this hypothetical case). Therefore, time intercomparison data for an ensemble of three or more clocks permit reconstruction of their rate change behavior relative to MEAN(USNO) without actual comparisons with MEAN(USNO), and the greater the number of clocks in the ensemble the more redundant and self-consistent the procedure becomes. Relativistic effects are not directly evident in the internal time intercomparison data because such changes apply equally to all members of the flying ensemble.

We recorded the differences in the times indicated by each member of the flying ensemble at regular intervals before, during and after each trip, that is, throughout the entire data period. An analysis of these data revealed the times and magnitudes for correlated rate changes during each trip. Thus significant rate changes were identified and ascribed to each clock (9). A piecewise extrapolation of the time trace for each clock relative to MEAN(USNO), with proper accounting for these identified rate changes, then produced the relativistic time differences listed in Table 1.

The agreement between the mean of the measured values and the predicted values in Table 1 is very satisfactory. In addition, the consistency among the measured values is striking. For the westward trip, the standard deviation is less than 5 percent of the mean. According to the statistical theory of error, the standard deviation is a valid indication of the precision of the measurement. However, the number of mea-

sured values is too small for a good statistical analysis.

Another estimate of the probable error in the final time differences follows from consideration of the effects of possible errors in the rates and rate changes used in the piecewise extrapolations. A preliminary study of the effect of adjustments in the calculated rates on the residuals between the calculated and measured time traces showed obvious distortions when deviations greater than 0.4 nsec per hour were arbitrarily introduced. This value provides an estimate of the maximum possible error in the rates actually used. The product of this rate uncertainty with the duration of the trips gives an estimated final error of less than ± 30 nsec, which is about three times the standard deviation and probably represents an overestimate.

An estimate of probable systematic errors would require specific knowledge of (nonrelativistic) systematic environmental effects on the clock rates, such as a systematic effect of temperature or pressure differences. Of course, any known or unknown systematic effect would apply equally to each of the flying clocks, for they all experienced the same ambient conditions, so such effects would not be revealed by the correlated rate-change analysis. Previous studies have shown that moderate variations in temperature and pressure, such as those experienced during the trips, do not produce systematic rate changes. Although temperature or pressure changes sometimes cause individual random and unpredictable changes (10), such random and uncorrelated changes in rate do not contribute to systematic errors. The clocks are highly resistant to impulse accelerations (10). They are triply shielded against the earth's magnetic field, and we found no effect of different orientations in this field in the laboratory (5). In fact we have been unable to discover, either by theoretical considerations or by independent experimental tests, any sources of significant systematic errors.

In conclusion, we have shown that the effects of travel on the time recording behavior of macroscopic clocks are in reasonable accord with predictions of the conventional theory of relativity, and that they can be observed in a straightforward and unambiguous manner with relatively inexpensive commercial jet flights and commercially available cesium beam clocks. In fact, the experiments were so successful that it

is not unrealistic to consider improved versions designed to investigate aspects of the theory that were ignored in the predicted relativistic time differences (1). In any event, there seems to be little basis for further arguments about whether clocks will indicate the same time after a round trip, for we find that they do not.

J. C. HAFELE*

Department of Physics,
Washington University,
St. Louis, Missouri 63130

RICHARD E. KEATING
Time Service Division,
U.S. Naval Observatory,
Washington, D.C. 20390

References and Notes

1. J. C. Hafele and R. E. Keating, *Science* **177**, 166 (1972).
2. G. M. R. Winkler, R. G. Hall, D. B. Percival, *Metrologia* **6**, 126 (1970); A. G. Mungall, *ibid.* **7**, 146 (1971). We refer herein to the local atomic time scale AT(A.1 MEAN USNO) as simply MEAN(USNO).
3. R. E. Beehler, R. C. Mockler, J. M. Richardson, *Metrologia* **1** (No. 3), 114 (1965); L. N. Bodily and R. C. Hyatt, *Hewlett-Packard J.* **19**, 12 (December 1967).
4. J. C. Hafele, *Amer. J. Phys.* **40**, 81 (1972).
5. ———, in *Proceedings of the Third Annual Precise Time and Time Interval Strategic Planning Meeting*, 16 to 18 November 1971, vol. 1 (available from Technical Officer, U.S. Naval Observatory, Washington, D.C. 20390).
6. The term "correlated rate-change" is meant to imply that the presence of cross correlations in the data permits identification of the clock which changed rate, and not that the rate changes are intrinsically correlated.
7. The idea that a rate change in the time reference is indicated by an apparent correlation among changes in relative rates for a number of otherwise uncorrelated periodic phenomena was used long ago to suggest variability in the earth's rotational motion: S. Newcomb, *Amer. J. Sci. Arts* **8**, 161 (1874); W. de Sitter, *Bull. Astron. Inst. Neth.* **4**, 21 (1927).
8. W. Markowitz, in *Proceedings of the 13th Annual Symposium on Frequency Control* (Doc. No. PP146982, Library of Congress, Washington, D.C., 1959), p. 316; ——— and R. G. Hall, in *Proceedings 15th Annual Symposium on Frequency Control* (Doc. No. AD285086, National Technical Clearinghouse, Port Royal, Va., 1961), p. 168.
9. The time intercomparison data showed that clock 120 changed rate three times, 361 changed three times, 408 changed twice, and that 447 changed rate once during the eastward trip. For the westward trip, clock 120 changed once and 361 changed four times. No significant changes in rate were found for clocks 408 and 447 during the westward trip.
10. E. Hafner, in *Proceedings of the Third Annual Precise Time and Time Interval Strategic Planning Meeting*, 16 to 18 November 1971, vol. 1 (available from Technical Officer, U.S. Naval Observatory, Washington, D.C. 20390).
11. We thank the Office of Naval Research for providing funds for evaluating the performance and behavior of atomic clocks under flight conditions. We appreciate the help of G. M. R. Winkler, R. G. Hall, and D. B. Percival. We especially thank R. Stoneburner and A. Kummer for helping with the clock assemblies. We thank the U.S. Naval Observatory for providing the atomic clocks. We also thank the Hewlett-Packard Co., the manufacturer of the clocks, particularly L. S. Cutler and A. Walcek, for their cooperation.

* Present address: Research Department, Caterpillar Tractor Co., Peoria, Illinois 61602.